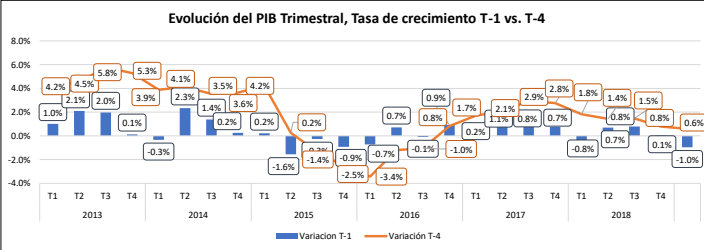
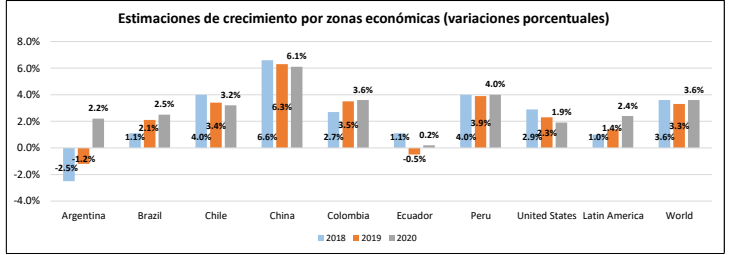
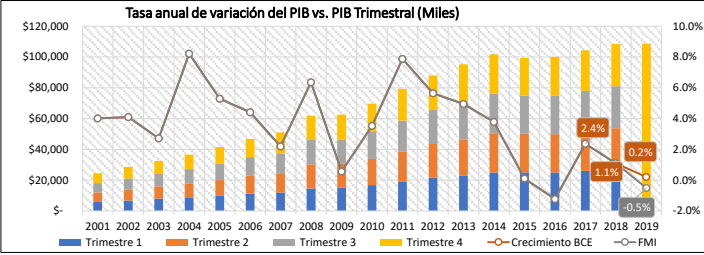
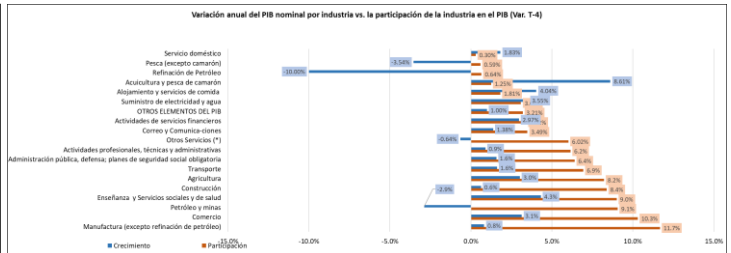
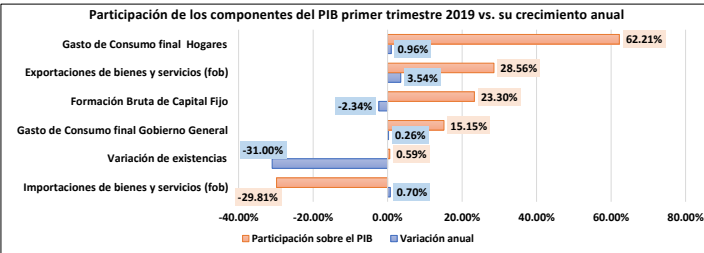


Crecimiento económico

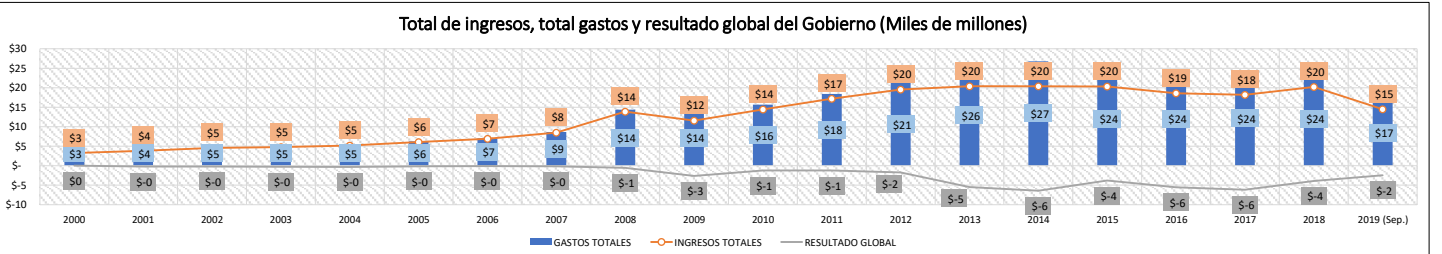
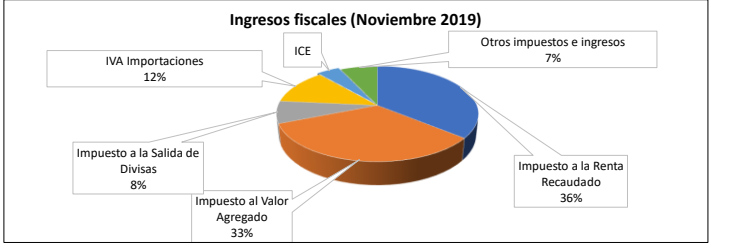
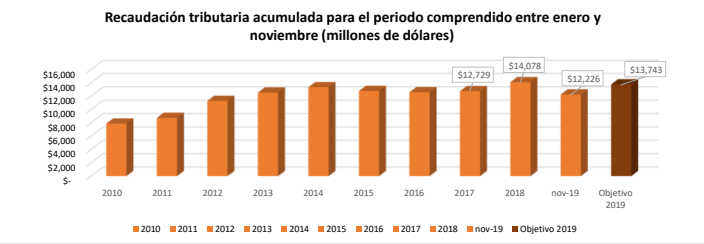


DATOS DEL BCE		2018 (prev)	2019 (prev)	DATOS DEL BCE		2018 (prev)	2019 (prev)
Estructura porcentual (a precios de 2007)				Miles de dólares de 2007			
PIB ramas petroleras		9.7	10.4	PIB ramas petroleras		6,937,245	7,542,279
PIB ramas no petroleras		87.1	86.4	PIB ramas no petroleras		62,468,376	62,866,121
Otros elementos del PIB		3.2	3.2	Otros elementos del PIB		2,299,631	2,325,810
PIB total		100.0	100.0	PIB total		71,705,251	72,734,210
Miles de dólares				Tasas de variación (a precios de 2007)			
PIB ramas petroleras		7,482,276	7,736,342	PIB ramas petroleras		-1.0	8.7
PIB ramas no petroleras		94,219,591	97,351,938	PIB ramas no petroleras		1.3	0.6
Otros elementos del PIB		7,752,442	8,009,000	Otros elementos del PIB		0.9	1.1
PIB total		109,454,309	113,097,280	PIB total		1.1	1.4



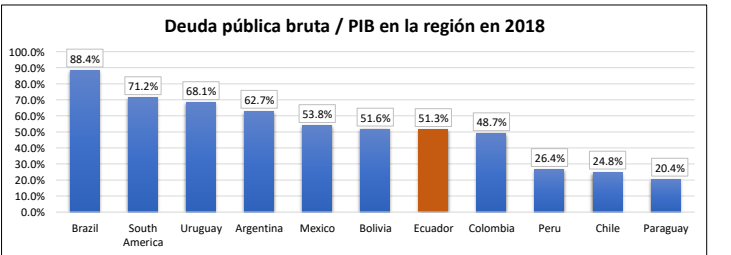
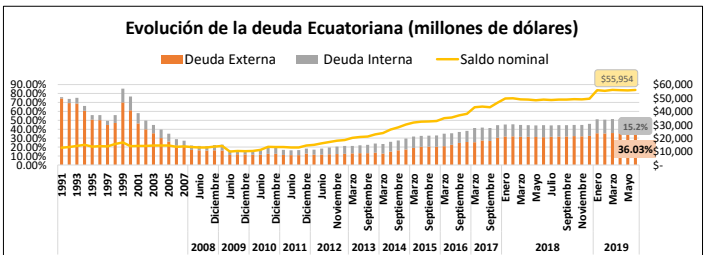
Fuente: Banco Central del Ecuador; INEC; Superintendencia de Bancos

Entorno fiscal



Fuente: Banco Central del Ecuador; INEC; Superintendencia de Bancos, SRI

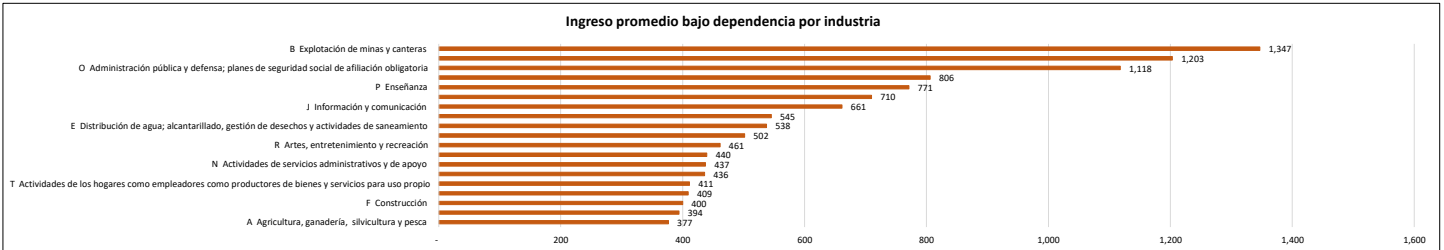
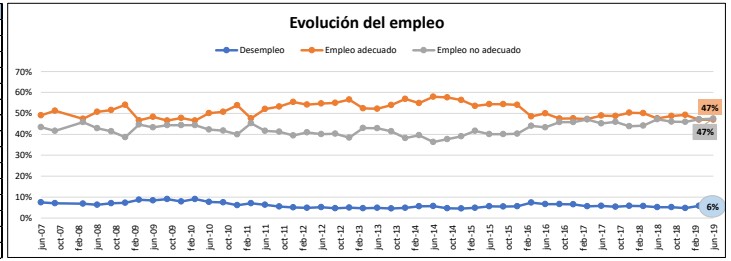
Deuda externa



Fuente: Banco Central del Ecuador; INEC; Superintendencia de Bancos

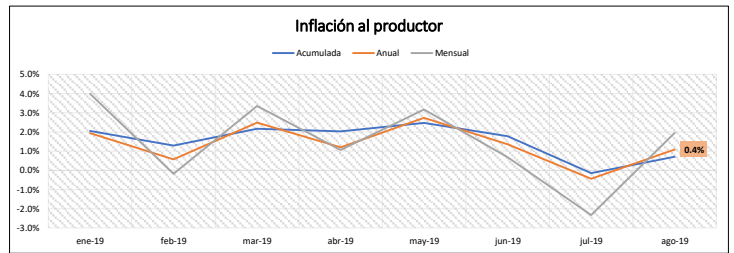
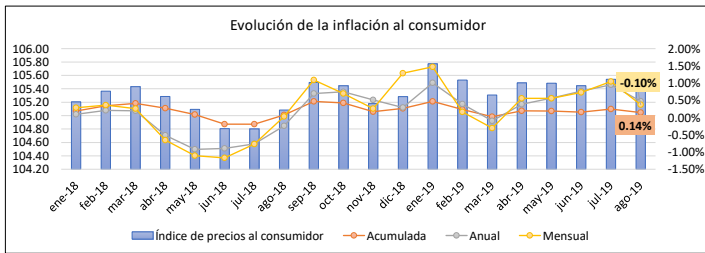
Desempleo

Empleo por industrias	dic-18	dic-17
Agricultura, ganadería, caza y silvicultura y pesca	29.37%	28.62%
Petróleo y minas	0.42%	0.68%
Manufactura (incluida refinación de petróleo)	11.06%	10.69%
Suministro de electricidad y agua	0.50%	0.53%
Construcción	6.50%	6.27%
Comercio	18.04%	17.94%
Alojamiento y servicios de comida	6.28%	6.52%
Transporte	5.69%	5.75%
Correo y Comunicaciones	0.88%	0.97%
Actividades de servicios financieros	0.72%	0.78%
Actividades profesionales, técnicas y administrativas	4.32%	4.19%
Enseñanza y Servicios sociales y de salud	6.21%	6.58%
Administración pública, defensa; planes de seguridad social obligatoria	3.58%	3.95%
Servicio doméstico	2.64%	2.84%
Otros Servicios*	3.77%	3.71%



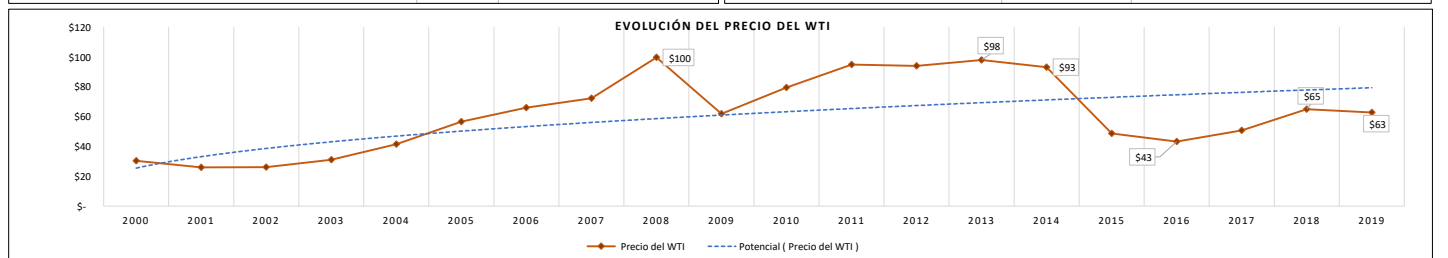
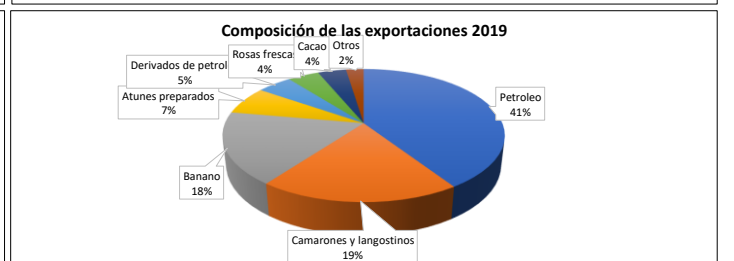
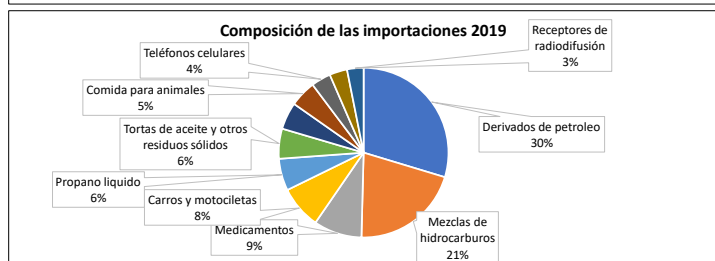
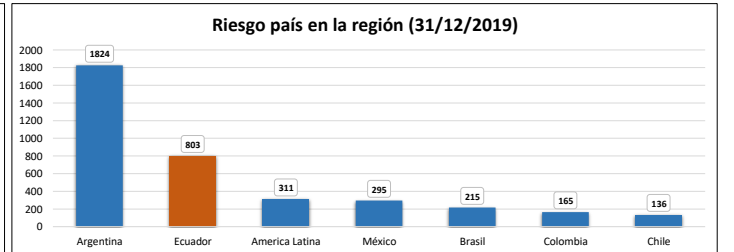
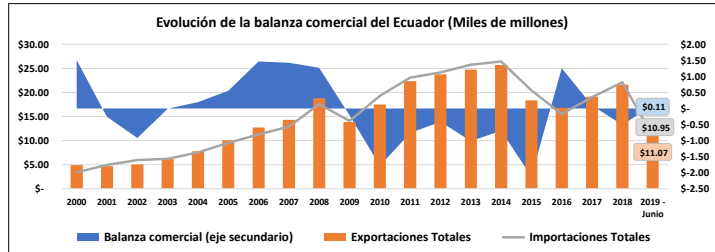
Fuente: Banco Central del Ecuador; INEC; Superintendencia de Bancos

Inflación



Fuente: Banco Central del Ecuador; INEC; Ministerio de Finanzas

Sector externo



Fuente: Banco Central del Ecuador; Boolberg, Banco Mundial

